



21 Tuke Grove, Wakefield - WF1 4SL

£295,000 Freehold

Town-house with four bedrooms, boasting a modern design and convenient accessibility. This property includes a garden, off-street parking, and a garage, ideal for families or professionals seeking a stylish and practical home.

Entrance Reception Hallway

With double glazed entrance door, built in storage cupboard, open staircase.

Cloakroom

Having pedestal wash basin, low flush w/c, tiling, single panel radiator, access to understairs storage.

Formal Dining Room/Family Room

With feature double glazed walk in bay window, tiled floor, central heating radiator.

Kitchen Diner

Fitted with a matching range of dark oak effect shaker style fronted wall and base units, contrasting worktop areas, tiling between the work tops and wall units, built in oven and hob with extractor hood over, plumbing for dishwasher, space for fridge freezer, tiling to the floor, double glazed French doors leading onto the rear garden, central heating boiler.

Stairs lead to First Floor Landing**Living Room**

'L' shaped lounged with feature double glazed window, double glazed window, feature fire surround with electric fire, central heating radiator.

Master Bedroom

Having built in wardrobes, double glazed window, central heating radiator.

Ensuite Shower Room

Furnished with modern white suite comprising pedestal wash basin, low flush w/c, shower cubicle, half tiling, double glazed window, single panel radiator, airing/cylinder cupboard.

Stairs lead to Second Floor Landing**Bedroom**

With double glazed window, single panel radiator.

Bedroom to Rear

With double glazed window, central heating radiator

House Bathroom

Furnished with modern white suite comprising pedestal wash basin, low flush w/c, panelled bath with shower attachment and shower over, tiling, double panel radiator, double glazed window.

Bedroom to Front

With double glazed window, central heating radiator.

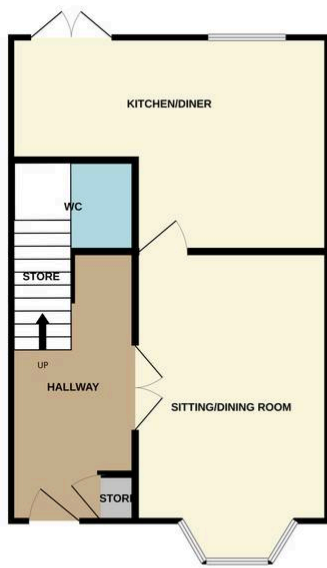
Outside

Neat buffer garden are to the front with pathway to front door, to the rear, mainly laid to lawn garden with gravelled seating area being enclosed, with mature trees. Please note there is also a large detached garage with up and over door to the rear. The property is Freehold with a service estate garden contribution of £200 annually.

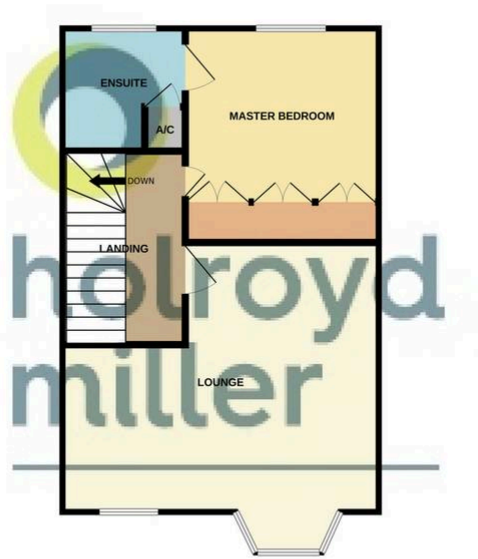




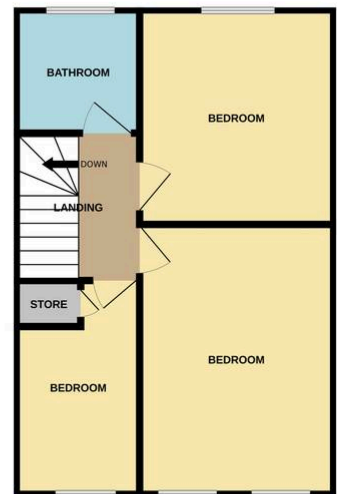
GROUND FLOOR



1ST FLOOR



2ND FLOOR



Whilst every attempt has been made to ensure the accuracy of the floorplan contained here, measurements of doors, windows, rooms and any other items are approximate and no responsibility is taken for any error, omission or mis-statement. This plan is for illustrative purposes only and should be used as such by any prospective purchaser. The services, systems and appliances shown have not been tested and no guarantee as to their operability or efficiency can be given.
Made with Metropix ©2025

You can include any text here. The text can be modified upon generating your brochure.